


# How to Access the GDC Enhanced CPD E-Learning



- Go to <http://elearning.cam-pgmc.ac.uk/>
- Click onto the Dentistry tab

eLearning You are not logged in. ([Log i](#)


 CAMBRIDGE UNIVERSITY  
Health Partners

NAVIGATION ☰


[Home](#)

▶ [Courses](#)


Professional Development




Clinical Practice




Dentistry



Open Access



HELP & SUPPORT ☰



[Click here](#) to find out more about how to access the site and the courses.

**Welcome to the CUHP/PGMC online learning portal.**

The online learning portal has been developed jointly by Cambridge University Health Partnership (CUHP) and Addenbrookes Postgraduate Medical Centre (PGMC) to provide accessible and high quality healthcare education. On this site you will find a variety of courses for patients, carers and healthcare professionals, some of these courses are freely available to all and other courses require enrolment due to the nature of the programme.

Our courses are divided up into Professional Development and Clinical Practice, these courses will require you to register and login.

There is also a range of Open Access courses designed for patients, carers, and all healthcare staff please [click here](#) to view a list of all that is on offer.

We are continuing to develop this range of learning materials and if you are interested in helping to create some online learning or to commission such courses, please do contact us at PGMC-e-learning.

- Then Click on the name of the course.

## CUHP / PGMC Online Learning Portal

[Home](#) ▶ [Courses](#) ▶ [Dentistry](#)

### NAVIGATION

[Home](#)

▼ [Courses](#)

- ▶ [Site support](#)
- ▶ [Professional Development](#)
- ▶ [Clinical Practice](#)
- ▶ [Open Access](#)
- ▶ [Play pen](#)

▼ [Dentistry](#)

- [CPD](#)

Course categories:

Dentistry



**Dentistry**

Welcome to the Dentistry area of our on-line learning website. Here you will find a variety of courses and learning resources to support you in your profession.

Search courses:

Go

 [Enhanced CPD - An Introduction](#)



- If you are already registered to the site then login on the left if you have not used the site before then use the create a new account button to the right


## Log in

Username

Password

Remember username

[Forgotten your username or password?](#)

Cookies must be enabled in your browser 

## Is this your first time here?

Hi! For full access to courses you'll need to take a minute to create a new account for yourself on this web site. Each of the individual courses may also have a one-time "enrolment key", which you won't need until later. Here are the steps:

1. Fill out the [New Account](#) form with your details.
2. An email will be immediately sent to your email address.
3. Read your email, and click on the web link it contains.
4. Your account will be confirmed and you will be logged in.
5. Now, select the course you want to participate in.
6. If you are prompted for an "enrolment key" - use the one that your teacher has given you. This will "enrol" you in the course.
7. You can now access the full course. From now on you will only need to enter your personal username and password (in the form on this page) to log in and access any course you have enrolled in.

- The E-learning may launch straight away if not then click on the module name as shown below

## GDC Enhanced CPD – An Introduction


Your progress 

Cambridge PGMC welcome you to this interactive course on the new GDC Enhanced CPD guidelines. By viewing and interacting with the content you will have the opportunity to learn what is required of you. To take full advantage of the learning provided by these materials it is **essential that you access all the interactive content** relevant to your role. Skipping content may mean you miss some vital content that will impact on your ability to manage your own CPD. Fully completing the learning programme will also gain 1 hour of verifiable CPD!


If you do not have time to complete the interactive content in one session, your progress will be recorded and you can come back and complete it at a later time.

Please note that each activity **must** be completed in turn. You will not be able to print your CPD certificate until you have completed the package and given feedback on the material themselves.


Click on the link below to begin.



 [GDC Enhanced CPD - Getting Started](#)

 [Have your say - evaluation and feedback](#)

Not available unless: The activity [GDC Enhanced CPD - Getting Started](#) is marked complete

 [Obtain your CPD certificate](#)

Not available unless: The activity [Have your say - evaluation and feedback](#) is marked complete



# Important Notes – If the E-learning doesn't load straight away

- If you get any notifications about pop up's being blocked then click on the notification to allow the pop ups
- In the event you have disallowed pop ups on the site then refresh the page
- The location of these messages will vary between browsers but will most likely be at the top or bottom of the page

# Important Notes

- Please be aware on some slides you will need to click on additional areas before you are able to progress

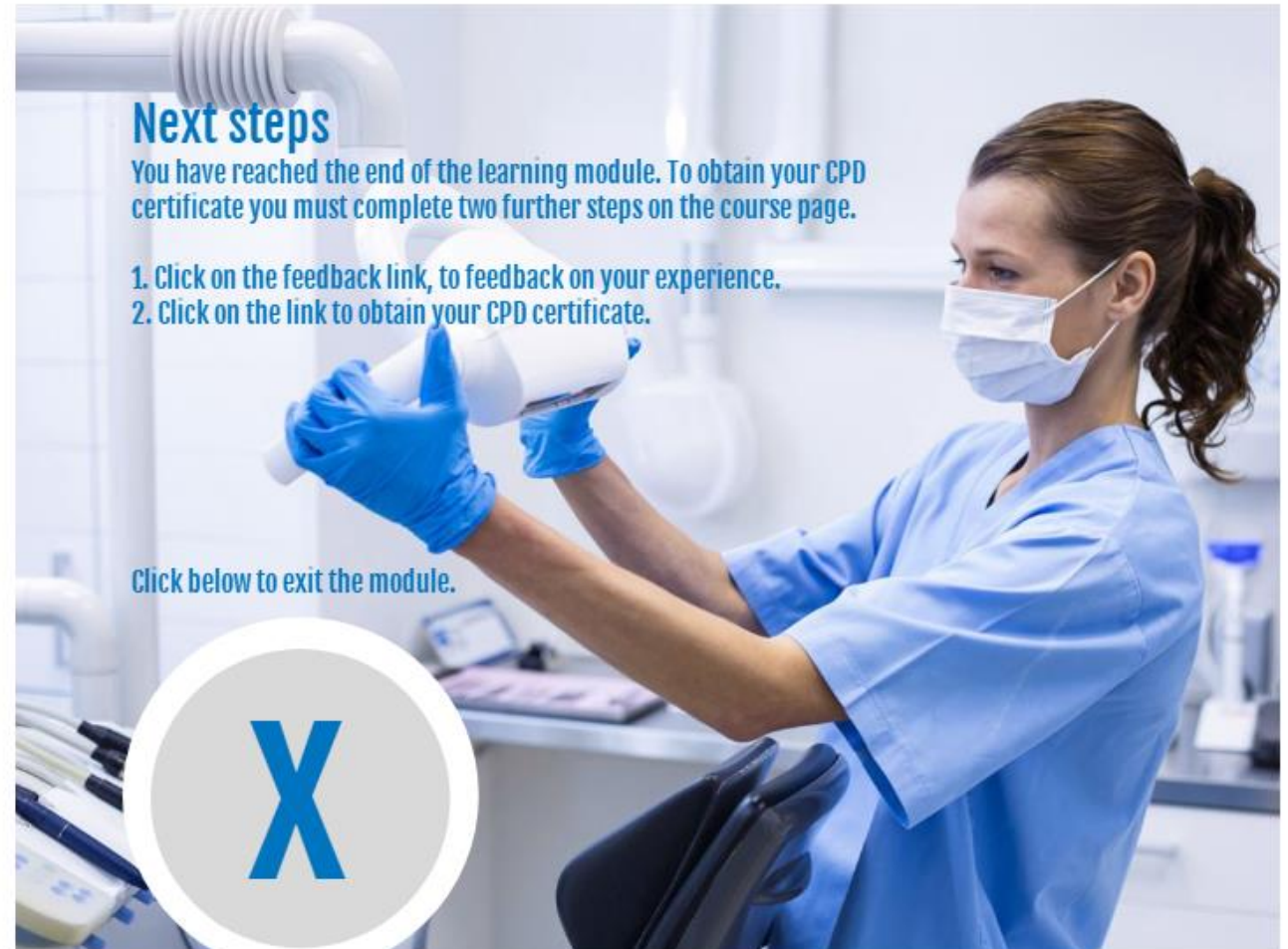


- A Progress bar will show you how far along you are



Once you've reached the end of the E-learning Press on the Blue X.

Take note, in order to receive your certificate you will still need to complete the course evaluation





- If you find yourself lost at any point, then click onto the course name tab in the top left to go back to the module, evaluation and certificate menu

## Enhanced CPD - An Introduction

Home ▶ Dentistry ▶ CPD



### NAVIGATION

#### Home

- Dashboard
- ▶ Site pages
- ▼ Current course
  - ▼ CPD
    - ▶ Participants
    - ▶ Badges
    - ▶ GDC Enhanced CPD – An Introduction
- ▶ My courses

## GDC Enhanced CPD – An Introduction

Cambridge PGMC welcome you to this interactive course on the new GDC Enhanced CPD guidelines. By viewing and interacting with the content you will have the opportunity to learn what is required of you. To take full advantage of the learning provided by these materials it is **essential that you access all the interactive content** relevant to your role. Skipping content may mean you miss some vital content that will impact on your ability to manage your own CPD. Fully completing the learning programme will also gain 1 hour of verifiable CPD!

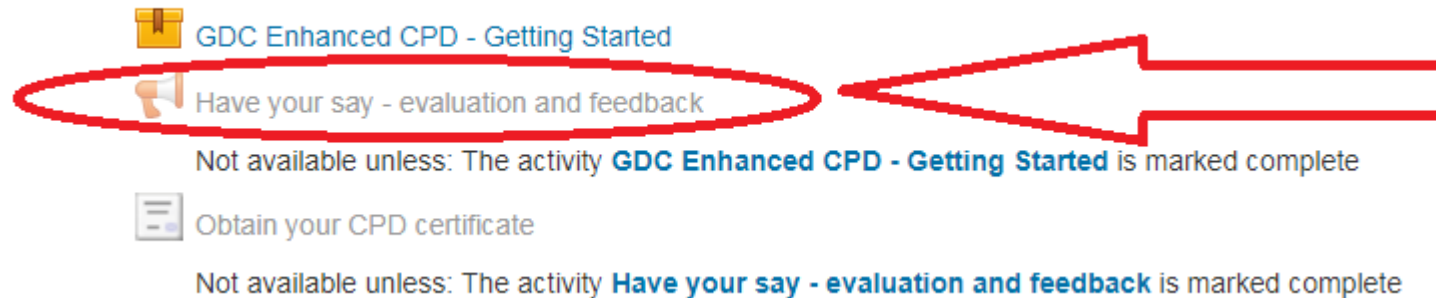
If you do not have time to complete the interactive content in one session, your progress will be recorded and you can come back and complete it at a later time.

Please note that each activity **must** be completed in turn. You will not be able to print your CPD certificate until you have completed the package and given feedback on the material themselves.


Click on the link below to begin.


# Completing your evaluation

- Once you've completed your e-learning module you will then need to complete a short evaluation which can be found under the have your say button




The screenshot shows a list of activities. The first activity is 'GDC Enhanced CPD - Getting Started' with a yellow folder icon. The second activity is 'Have your say - evaluation and feedback' with a megaphone icon. This second activity is circled in red. A large red arrow points from the right towards the 'Have your say' activity. Below this activity is the text 'Not available unless: The activity **GDC Enhanced CPD - Getting Started** is marked complete'. The third activity is 'Obtain your CPD certificate' with a document icon. Below this activity is the text 'Not available unless: The activity **Have your say - evaluation and feedback** is marked complete'.

 GDC Enhanced CPD - Getting Started

 **Have your say - evaluation and feedback**

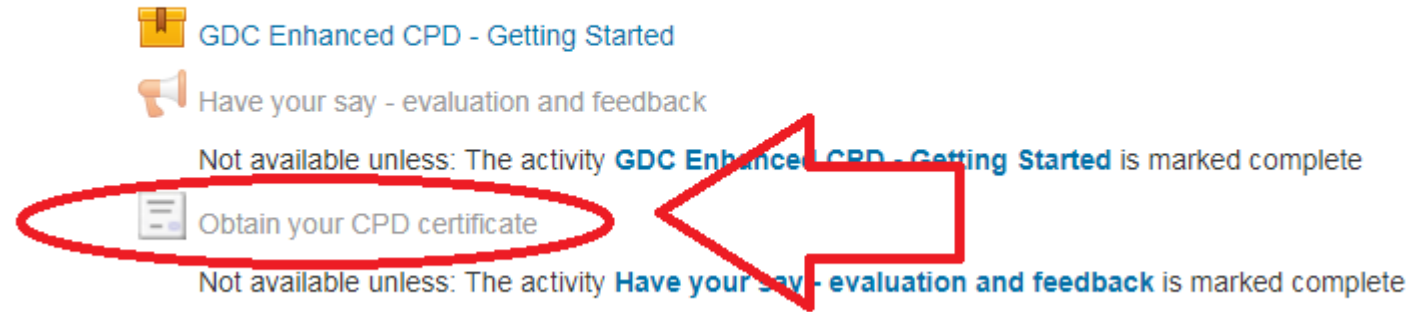
Not available unless: The activity **GDC Enhanced CPD - Getting Started** is marked complete

 Obtain your CPD certificate




Not available unless: The activity **Have your say - evaluation and feedback** is marked complete

# Certificate

- You will then be able to access your certificate by clicking on obtain your certificate



The screenshot displays a list of activities with their completion status:

-  [GDC Enhanced CPD - Getting Started](#)
-  [Have your say - evaluation and feedback](#)
- Not available unless: The activity [GDC Enhanced CPD - Getting Started](#) is marked complete
-  [Obtain your CPD certificate](#)
- Not available unless: The activity [Have your say - evaluation and feedback](#) is marked complete

A red oval highlights the 'Obtain your CPD certificate' link, and a red arrow points to it from the right.